

Stop them taking your bike for a ride



Home Office

BUILDING A SAFE, JUST
AND TOLERANT SOCIETY




Advice on
cycle security

CVS



Stop them taking your bike for a ride



INTRODUCTION

In 1996 the National Cycling Strategy was launched in the UK. The aim of this strategy is to encourage the wider use of bicycles by making cycling easier, safer and more convenient. The National Cycling Strategy has set a national target to double the amount of cycling by 2002, and then to double it again by 2012. Local Authorities and others are also being encouraged to establish local targets for increased cycle use.

However, 150,000 bicycles are stolen every year, and many are never recovered. But bicycle theft is preventable, and this booklet, which forms part of the National Cycling Forum's cycle security strategy to improve safety and security for cyclists, suggests ways in which you can protect your property.



Stop them taking your bike for a ride

Stop them taking your bike for a ride

BASIC SECURITY

- Do not leave your bicycle in isolated places.
- Park your bicycle safely and considerately where it will not cause a danger or obstruction to others - particularly the elderly or the very young, or those who are disabled in some way.
- Always lock your bicycle when you leave it, even if it is only for a minute while you pop into a local shop.
- Use proper cycle anchors or robust street furniture e.g. trees, parking meters, railings (but do observe requests not to use them) for securing your bicycle whenever possible. If provision is inadequate, bring this to the attention of the relevant Local Authority or property owner.



- Lock your bicycle through the frame.
- Lock the wheels and other detachable parts.
- Remove smaller parts which cannot be secured and take them with you when you can, especially lights and quick release saddles.

Stop them taking your bike for a ride

Stop them taking your bike for a ride

(**LOCKS AND BOLTS**)

There are many different products on the market and price is not necessarily a reliable indicator of quality and resistance to attack by thieves. **Also important is how long the product resisted attack.**

You should look for products that have been **tested against attack**. Look on the packaging and also ask your retailer for advice.

- To guard against the **opportunist** thief you need a product that has resisted attack for **one minute**.
- To guard against the **determined** thief you need a product that has resisted attack for **three minutes**.
- To guard against the **dedicated** thief you need a product that has resisted attack for **five minutes**.



Stop them taking your bike for a ride


Stop them taking your bike for a ride

PROPERTY MARKING

Marking your bike can act as a deterrent to theft and may also help the police to return it to you if it is stolen and subsequently recovered.

To be effective, a security marking must:

- (i) **be clearly visible.** Hidden marks do not deter theft unless they are backed up by visible ones - a tamper proof label for instance;
- (ii) **be securely fixed.** If it comes off easily and leaves no trace then it won't deter a thief;
- (iii) **be placed in two separate locations** on the bicycle and not on any part of which is readily removable or replaceable;
- (iv) **give clear information** that will quickly lead the finder to the owner of the bicycle.



Stop them taking your bike for a ride

HOW TO MARK YOUR BICYCLE

1. **Postcoding**

Your postcode, together with your house or flat number, or the first two letters of your house name, provides a simple and unique way of identifying your bicycle. For example, a person living at 221b Baker Street, London, NW1 6XL would use:

NW1 6XL 221b


Someone living at Baskerville Hall, Dartmoor, Devon, PL20 6RR would use the mark:

PL20 6RR BA

There are a range of marking systems on the market including;

engraving
etching
ceramic marking
punching
die stamping

Choose one that is safe and simple to use and that will not damage your bicycle. You can buy easy to use property marking kits from stationers and DIY stores. Alternatively, many bicycle shops provide this service. Ask your local crime prevention officer for advice.



Stop them taking your bike for a ride


2. **Marking and Registration Schemes**

There are a number of companies on the market which will offer to security mark your bicycle with a unique number, and cross reference this to your personal details on their computer database. If you choose to use this service make sure that:

- (i) the security mark applied meets all the criteria set out above in respect of visibility, permanence and safety.
- (ii) the mark is accompanied by the company's telephone number. A unique number is no good to the police who find a lost or stolen bicycle if they don't know who to contact to link it to the owner's name and address!
- (iii) the company you use is following the National Cycling Forum's Code of Practice for Security Marking and Registration of Pedal Cycles which has been endorsed by the Police, the Home Office and the Department of the Environment, Transport and the Regions (see help panel).



Finally, keep your own record of your bicycle - its make/model, frame number and colour. A photograph can also help.



Stop them taking your bike for a ride

HELP PANEL

Code of Practice for Security Marking and Registration of Pedal Cycles

Copies available from:

The Home Office,
Communication Directorate,
50 Queen Anne's Gate,
London, SW1H 9AT

